



THE COMPANY BEHIND THE HEADLINES

Intellectual Property Statistics

May 08



FTI®

Intellectual Property Statistics

Each year the Intellectual Property Group at FTI researches and compiles statistics on intellectual property prosecution and litigation.

Please note that the underlying data used in the charts originate from either publicly available information or FTI's own databases, which are collections of publicly available information. As such, FTI does not endorse the accuracy or reliability of any of the information included therein, and reliance on such information for any purpose will be solely at your own risk. We welcome any feedback regarding the information presented in the charts. If you believe that there are inaccuracies or omissions in any of the information contained in the charts, please contact us via e-mail at fti-ip@fticonsulting.com.

Top Patent Damage Awards: 1-25 1980 - 2007

	PARTIES	AWARD	DATE	SOURCE	COURT
1	Polaroid v. Eastman Kodak	\$925,000,000	Jul-91	National Law Journal	D. Massachusetts
2	Eolas Technologies v. Microsoft	\$521,000,000	Aug-03	IP Law 360	N.D. Illinois
3	City of Hope Medical v. Genentech	\$500,000,000	Jun-02	Bloomberg News	Sup. Ct. California
4	InterDigital Communications v. Nokia	\$252,000,000	Jan-06	IP Law360	Arbitration Panel
5	DePuy Spine v. Medtronic	\$226,300,000	Sep-07	IP Law360	D. Massachusetts
6	Haworth v. Steelcase	\$211,500,000	Dec-96	Dow Jones	W.D. Michigan
7	Hughes Tool v. Smith International	\$205,000,000	Mar-86	National Law Journal	C.D. California
8	Bard Peripheral Vascular v. W.L. Gore	\$185,000,000	Dec-07	IP Law360	D. Arizona
9	Procter & Gamble v. Paragon Trade	\$178,400,000	May-98	PR Newswire	D. Delaware
10	Exxon Chemical v. Mobil Oil	\$171,000,000	Aug-98	Houston Chronicle	S.D. Texas
11	Masimo v. Nellcor	\$164,000,000	Aug-04	IP Law360	C.D. California
12	z4 Technologies v. Microsoft	\$160,000,000	Aug-06	IP Law360	E.D. Texas
13	Hughes Aircraft v. United States	\$154,000,000	Apr-99	Wall Street Journal	Federal Claims
14	Union Carbide v. Shell Oil	\$153,600,000	Oct-05	Reuters	Federal Claims
15	Intergraph v. Intel	\$150,000,000	Oct-02	Wall Street Journal	E.D. Texas
16	Freedom Wireless v. Boston Communications	\$148,100,000	Oct-05	IP Law360	D. Massachusetts
17	InterDigital Communication v. Samsung	\$134,000,000	Sep-06	IP Law360	Int. Arbitration Court
18	Rambus v. Hynix Semiconductor	\$133,600,000	Jul-06	IP Law360	N.D. California
19	3M v. Johnson & Johnson	\$129,000,000	Dec-92	Dow Jones	CAFC
20	Fonar v. General Electric	\$128,700,000	Nov-97	Dow Jones	CAFC
21	Mobil Oil v. Amoco Chemical	\$120,000,000	Sep-98	Business Wire	D. Delaware
22	BJ Services v. Halliburton	\$98,100,000	Apr-02	National Law Journal	S.D. Texas
23	Honeywell v. Minolta	\$96,000,000	Feb-92	Business Week	D. New Jersey
24	Unocal v. Six Major Oil Companies	\$91,000,000	Mar-00	Yahoo! Finance	CAFC
25	U.S. Philips v. KXD Technology	\$91,000,000	Oct-07	IP Law360	C.D. California

Top Patent Damage Awards: 26-50

1980 - 2007

	PARTIES	AWARD	DATE	SOURCE	COURT
26	TIVO v. Echostar Communication	\$89,000,000	Oct-06	IP Law 360	E.D. Texas
27	MuniAuction v. Thomson	\$84,600,000	Jul-07	IP Law360	W.D. Pennsylvania
28	Southern Clay v. United Catalysts	\$80,085,157	Apr-01	Court Order	S.D. Texas
29	Asyst Technologies v. Empak	\$74,700,000	Feb-07	IP Law360	N.D. California
30	Stryker v. Intermedics Orthopedics	\$73,000,000	Sep-96	Reuters	E.D. New York
31	Odetics v. Storage Technology	\$70,600,000	Aug-99	Business Wire	CAFC
32	General Technology v. Conoco	\$68,750,000	Feb-01	National Law Journal	E.D. Virginia
33	Schneider v. SciMed Life	\$68,000,000	Nov-95	Dow Jones	CAFC
34	Ariad Pharmaceutical v. Eli Lilly	\$65,200,000	May-06	IP Law360	D. Massachusetts
35	Applied Medical v. Tyco	\$64,500,000	Jan-06	IP Law360	CAFC
36	Durel v. Osram Sylvania	\$63,110,000	Feb-01	National Law Journal	D. Arizona
37	SPX v. Microsoft	\$62,300,000	Nov-03	PR Newswire	E.D. Virginia
38	Harris v. Ericsson	\$61,000,000	Nov-02	Texas Blue Sheet	N.D. Texas
39	University of Colorado v. American Cyanamid	\$57,000,000	Aug-02	National Law Journal	D. Colorado
40	Pfizer v. International Rectifier	\$55,800,000	Jul-83	Press Release	C.D. California
41	Viskase v. American National Can	\$54,750,000	Aug-01	Chicago Tribune	N.D. Illinois
42	LG Philips LCD v. Tatung	\$53,500,000	Nov-06	IP Law360	C.D. California
43	Shiley v. Bentley Laboratories	\$53,100,000	Mar-87	Wall Street Journal	CAFC
44	800 Adept v. Murex Securities	\$49,000,000	Apr-07	IP Law360	M.D. Florida
45	Exxon v. Lubrizol	\$48,000,000	Nov-93	The Globe and Mail	CAFC
46	AcroMed v. Sofamor Danek Group	\$47,900,000	Feb-00	National Law Journal	CAFC
47	Applied Biosystems v. Micromass	\$47,500,000	Apr-02	National Law Journal	D. Delaware
48	Honeywell v. Hamilton Sundstrand	\$46,580,000	Mar-01	National Law Journal	D. Delaware
49	TruePosition v. Andrew	\$45,300,000	Sep-07	IP Law360	D. Delaware
50	SPX v. Snap-On	\$44,000,000	Jan-02	National Law Journal	Federal Arbitrator

Top Patent Damage Awards 2007

PARTIES	AWARD	DATE	SOURCE
1 DePuy Spine v. Medtronic	\$226,300,000	Sep-07	IP Law360
2 Bard Peripheral Vascular v. W.L. Gore	\$185,000,000	Dec-07	IP Law360
3 U.S. Philips v. KXD Technology	\$91,000,000	Sep-07	IP Law360
4 MuniAuction v. Thomson	\$84,600,000	Jul-07	IP Law360
5 Asyst Technologies v. Empak	\$74,700,000	Feb-07	IP Law360
6 800 Adept v. Murex Securities	\$49,000,000	Apr-07	IP Law360
7 TruePosition v. Andrew	\$45,300,000	Sep-07	IP Law360
8 TriStrata Technology v. Mary Kay	\$41,000,000	Jan-07	IP Law360
9 Orion v. Hyundai	\$34,000,000	May-07	IP Law360
10 Ipernica v. Nortel	\$28,000,000	Apr-07	The Globe and Mail

Significant Patent Damage Settlements 1980 - 2007

	PARTIES	SETTLEMENT	DATE	SOURCE
1	Michelson v. Medtronic	\$1,350,000,000	Apr-05	Associated Press
2	Sun Microsystems v. Microsoft	\$1,250,000,000	Apr-04	IP Law360
3	Texas Instruments v. Hyundai	\$1,000,000,000	May-99	Wall Street Journal
4	Texas Instruments v. Samsung	\$1,000,000,000	Nov-96	Wall Street Journal
5	Medinol v. Boston Scientific	\$750,000,000	Sep-05	Associated Press
6	NTP v. Research in Motion	\$612,500,000	Mar-06	IP Law360
7	Novell v. Microsoft	\$536,000,000	Nov-04	IP Law360
8	Northrop Grumman v. Honeywell	\$440,000,000	Dec-01	Yahoo! Finance
9	Intertrust Technologies v. Microsoft	\$440,000,000	Apr-04	Associated Press
10	Pitney Bowes v. Hewlett-Packard	\$400,000,000	Jun-01	Wall Street Journal
11	Masimo v. Tyco	\$330,000,000	Jan-06	IP Law360
12	Yahoo v. Google	\$328,000,000	Aug-04	National Law Journal
13	EMC v. Hewlett-Packard	\$325,000,000	May-05	Associated Press
14	Intergraph v. Intel	\$300,000,000	Apr-02	Wall Street Journal
15	Medtronic v. Siemens	\$300,000,000	Sep-92	Wall Street Journal
16	MicroUnity v. Intel	\$300,000,000	Oct-05	Business Wire
17	University of Minnesota v. Glaxo	\$300,000,000	Oct-99	Associated Press
18	Micron v. Toshiba	\$288,000,000	Sep-06	IP Law360
19	Transmeta v. Intel	\$250,000,000	Oct-07	IP Law360
20	Intermedics v. Cardiac Pacemakers	\$250,000,000	Feb-99	National Law Journal
21	Intergraph v. Intel	\$225,000,000	Mar-04	Associated Press
22	Gemstar v. Motorola	\$200,000,000	Nov-00	National Law Journal
23	University of California v. Genentech	\$200,000,000	Nov-99	Yahoo! Finance
24	Gemstar v. EchoStar	\$190,000,000	Mar-04	Satellite Week
25	Massachusetts General Hospital v. Amgen	\$186,000,000	Jun-06	IP Law360

Significant Patent Damage Settlements 2007

	PARTIES	AWARD	DATE	SOURCE
1	Transmeta v. Intel	\$250,000,000	Oct-07	IP Law360
2	TAP Pharmaceuticals v. QLT	\$157,500,000	Feb-07	IP Law360
3	Immersion v. Sony	\$150,000,000	Mar-07	IP Law360
4	Verizon v. Vonage	\$117,500,000	Oct-07	IP Law360
5	Watson Pharmaceuticals v. GlaxoSmithKline	\$35,000,000	Feb-07	IP Law360
6	University of California v. Microsoft	\$30,400,000	Oct-07	UCSD Guardian
7	Sutura v. Abbott Laboratories	\$23,000,000	Dec-07	IP Law360
8	Washington Research Foundation v. CSR	\$15,000,000	Apr-07	IP Law360
9	University of California v. ev3	\$11,700,000	Oct-07	IP Law360
10	NetRatings v. Visual Sciences	\$9,000,000	Aug-07	IP Law360

Significant Awards and Settlements Copyrights/Trademarks/Trade Secrets 1990 - 2007

	PARTIES	AWARD	DATE	SOURCE	IP
1	Cadence Design Systems v. Avant	\$495,700,000	Nov-02	Wall Street Journal	Trade Secret
2	Excite@Home v. AT&T	\$340,000,000	May-05	IP Law360	Trade Secret
3	All Pro Sports Camps v. Walt Disney	\$240,000,000	Aug-00	National Law Journal	Trade Secret
4	Philip Morris v. Otamedia	\$173,000,000	Mar-05	Associated Press	Trademark
5	DSC Communications v. Next Level	\$140,690,000	Nov-97	Reuters	Trade Secret
6	Atlantic Recording v. Media Group	\$136,200,000	Oct-03	National Law Journal	Copyright
7	Bancorp Services v. Hartford Life	\$118,338,000	Mar-02	National Law Journal	Trade Secret
8	Qwest Communications v. OneQwest	\$117,000,000	Dec-02	National Law Journal	Trademark
9	Universal Music v. Kazaa	\$100,000,000	Jul-06	IP Law360	Copyright
10	CBS Broadcasting v. EchoStar	\$100,000,000	Aug-06	IP Law360	Copyright
11	Pioneer Hi-Bred v. Cargill	\$100,000,000	May-00	Wall Street Journal	Trade Secret
12	Injection Research v. Polaris	\$90,000,000	Sep-98	National Law Journal	Trade Secret
13	Avery Dennison v. Four Pillars	\$80,160,000	Feb-01	National Law Journal	Trade Secret
14	Hawaiian Airlines v. Mesa Air Group	\$80,000,000	Oct-07	IP Law360	Trade Secret
15	AlphaMed v. Arriva	\$78,000,000	Jan-06	IP Law360	Trade Secret
16	Orthofix v. Electro-Biology	\$64,170,000	Sep-01	National Law Journal	Trademark
17	DFW Plastics v National Diversified Sales	\$56,300,000	Apr-06	IP Law360	Trademark
18	UMG Recordings v. MP3.com	\$53,400,000	Dec-00	National Law Journal	Copyright
19	Data General v. Grumman Systems	\$52,300,000	Sep-94	PR Newswire	Copyright
20	Iconix Brand Group v. Sweet Sportswear	\$45,000,000	Apr-07	IP Law360	Trademark

Top Organizations Receiving U.S. Patents: 1-25 2003 - 2007

	ORGANIZATION	2003	2004	2005	2006	2007	TOTAL
1	IBM	3,415	3,248	2,941	3,621	3,125	16,350
2	Canon	1,992	1,805	1,829	2,366	1,983	9,975
3	Samsung	1,313	1,604	1,641	2,451	2,723	9,732
4	Matsushita	1,774	1,934	1,688	2,229	1,910	9,535
5	Hewlett-Packard	1,695	1,775	1,790	2,099	1,466	8,825
6	Intel	1,592	1,601	1,549	1,959	1,864	8,565
7	Micron	1,707	1,760	1,561	1,610	1,476	8,114
8	Hitachi	1,893	1,514	1,271	1,732	1,381	7,791
9	Sony	1,311	1,305	1,135	1,771	1,454	6,976
10	Toshiba	1,184	1,311	1,258	1,672	1,519	6,944
11	Fujitsu	1,302	1,296	1,154	1,487	1,293	6,532
12	General Electric	1,139	976	904	1,051	911	4,981
13	Microsoft	499	629	746	1,463	1,637	4,974
14	Seiko Epson	764	839	884	1,200	1,205	4,892
15	Philips	1,353	1,217	763	896	547	4,776
16	Texas Instruments	764	898	734	880	749	4,025
17	NEC	1,181	813	661	728	600	3,983
18	Infineon	639	785	787	890	847	3,948
19	Fuji Photo	804	1,025	750	906	294	3,779
20	Mitsubishi	1,243	781	612	610	459	3,705
21	Siemens	660	732	689	854	698	3,633
22	Robert Bosch	753	903	756	646	568	3,626
23	Honda	647	736	698	778	677	3,536
24	Denso	552	647	609	732	753	3,293
25	Sun Microsystems	564	678	653	776	610	3,281

Top Organizations Receiving U.S. Patents: 26-50 2003 - 2007

	ORGANIZATION	2003	2004	2005	2006	2007	TOTAL
26	Eastman Kodak	748	712	578	688	492	3,218
27	AMD	905	802	526	439	304	2,976
28	Ricoh	410	531	469	693	727	2,830
29	Sharp	493	529	473	665	646	2,806
30	LG Electronics	409	480	463	694	682	2,728
31	Motorola	610	563	456	576	411	2,616
32	Renesas		913	606	583	505	2,607
33	Xerox	613	514	426	501	514	2,568
34	Lucent	621	534	405	552	432	2,544
35	Honeywell	377	535	460	559	538	2,469
36	3M	572	525	416	471	459	2,443
37	Cisco	336	433	440	649	580	2,438
38	Agilent	387	645	559	468	282	2,341
39	Delphi	635	546	405	389	356	2,331
40	Taiwan Semiconductor	431	463	441	471	467	2,273
41	Nokia	212	367	335	597	679	2,190
42	Broadcom	167	299	414	660	533	2,073
43	Sanyo	373	377	352	516	454	2,072
44	Boeing	266	420	403	478	428	1,995
45	University of California	437	422	388	410	333	1,990
46	Nortel	434	496	376	320	272	1,898
47	Hon Hai Precision	391	486	291	432	321	1,921
48	GM	291	376	392	490	343	1,892
49	Applied Materials	537	360	352	354	285	1,888
50	Ericsson	471	390	331	359	253	1,804

Top Countries Receiving U.S. Patents 2003 - 2007

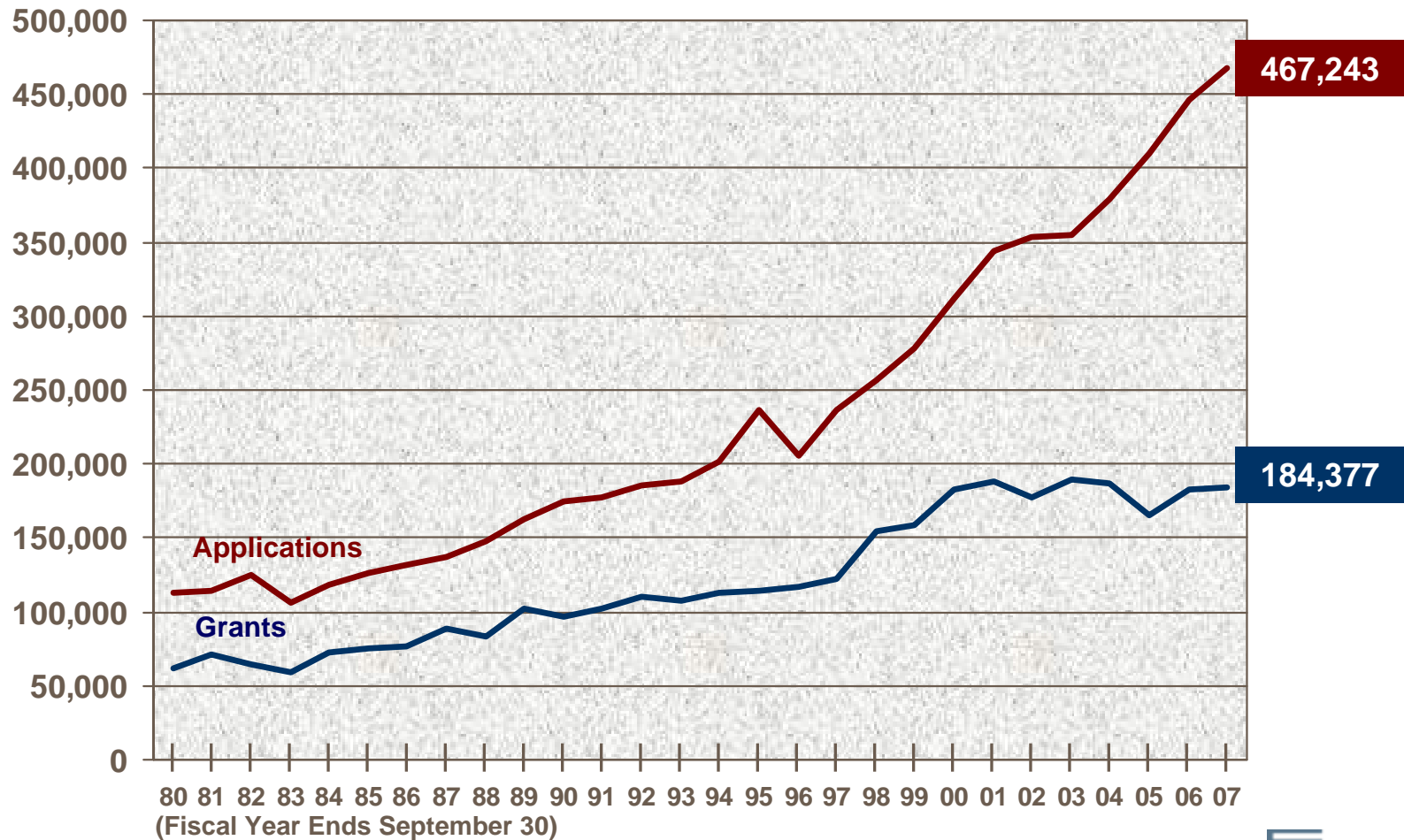
	COUNTRY	2003	2004	2005	2006	2007	TOTAL
1	United States	87,901	84,271	74,637	89,823	79,527	416,159
2	Japan	35,517	35,350	30,341	36,807	33,354	171,369
3	Germany	11,444	10,779	9,011	10,005	9,051	50,290
4	Taiwan	5,298	5,938	5,118	6,360	6,128	28,842
5	South Korea	3,944	4,428	4,352	5,908	6,295	24,927
6	United Kingdom	3,627	3,450	3,148	3,585	3,292	17,102
7	France	3,869	3,380	2,866	3,431	3,130	16,676
8	Canada	3,426	3,374	2,894	3,572	3,318	16,584
9	Italy	1,722	1,584	1,296	1,480	1,302	7,384
10	Sweden	1,521	1,290	1,123	1,243	1,061	6,238
11	Netherlands	1,325	1,273	993	1,323	1,250	6,164
12	Switzerland	1,308	1,277	995	1,201	1,035	5,816
13	Israel	1,193	1,028	924	1,218	1,107	5,470
14	Australia	900	953	911	1,325	1,266	5,355
15	Finland	865	918	720	950	850	4,303
16	Belgium	622	612	519	625	520	2,898
17	Austria	592	540	462	577	456	2,627
18	China P.Rep.	297	404	402	661	772	2,536
19	Denmark	529	414	358	439	388	2,128
20	India	341	363	384	481	546	2,115
21	Singapore	427	449	346	412	393	2,027
22	China, Hong Kong	276	311	283	308	338	1,516
23	Spain	309	264	273	295	268	1,409
24	Norway	262	243	220	244	247	1,216
25	Russian Federation	202	169	148	172	188	879

Top Countries Receiving U.S. Patents (% of Total) 2003 - 2007

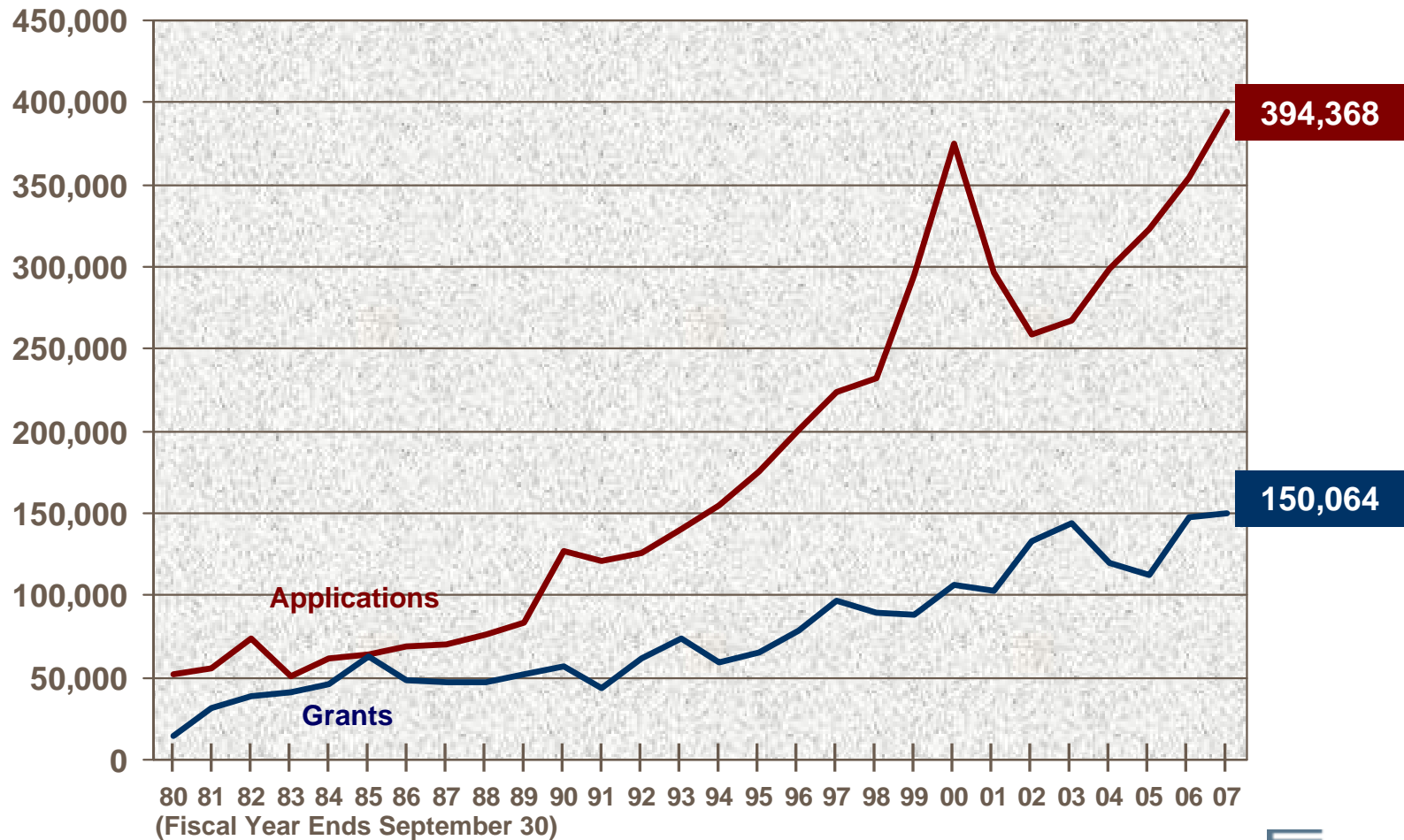
	COUNTRY	2003	2004	2005	2006	2007	TOTAL
1	United States	52.0%	51.3%	51.9%	51.7%	50.6%	51.5%
	Foreign	48.0%	48.7%	48.1%	48.3%	49.4%	48.5%
2	Japan	21.0%	21.5%	21.1%	21.2%	21.2%	21.2%
3	Germany	6.8%	6.6%	6.3%	5.8%	5.8%	6.2%
4	Taiwan	3.1%	3.6%	3.6%	3.7%	3.9%	3.6%
5	South Korea	2.3%	2.7%	3.0%	3.4%	4.0%	3.1%
6	United Kingdom	2.1%	2.1%	2.2%	2.1%	2.1%	2.1%
7	France	2.3%	2.1%	2.0%	2.0%	2.0%	2.1%
8	Canada	2.0%	2.1%	2.0%	2.1%	2.1%	2.1%
9	Italy	1.0%	1.0%	0.9%	0.9%	0.8%	0.9%
10	Sweden	0.9%	0.8%	0.8%	0.7%	0.7%	0.8%

Source: United States Patent and Trademark Office

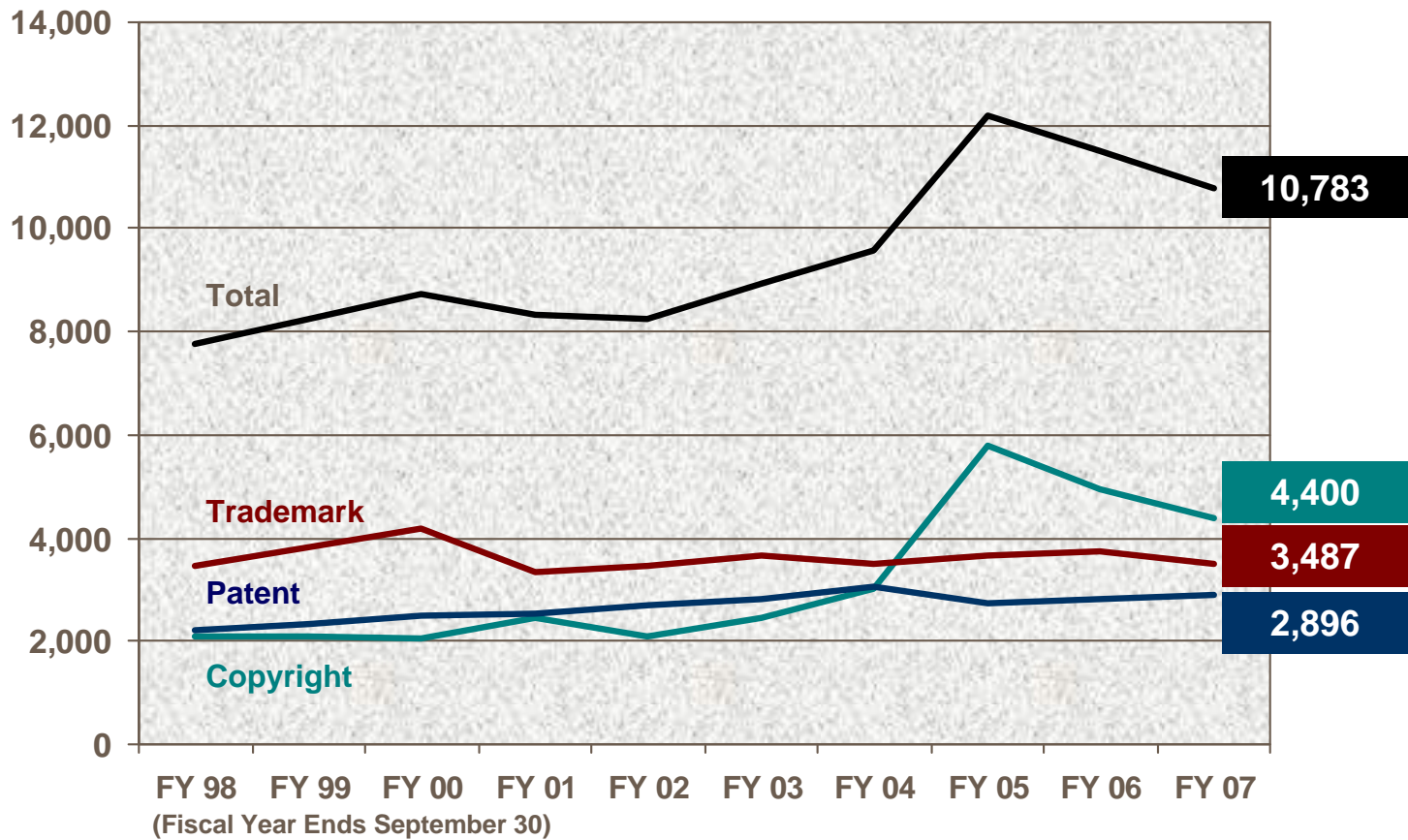
U.S. Patent Applications Filed and Granted FY1980 - FY2007



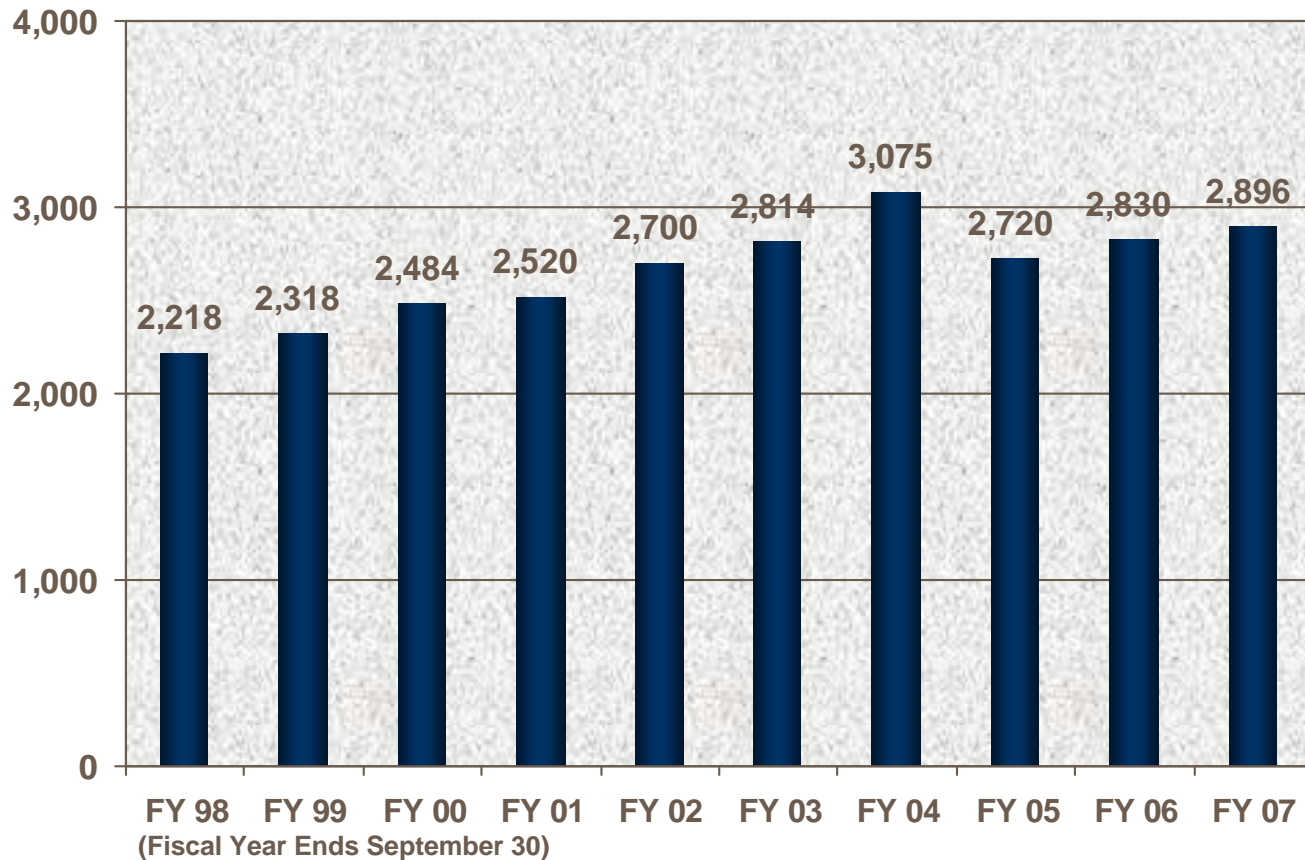
U.S. Trademark Applications Filed and Granted FY1980 - FY2007



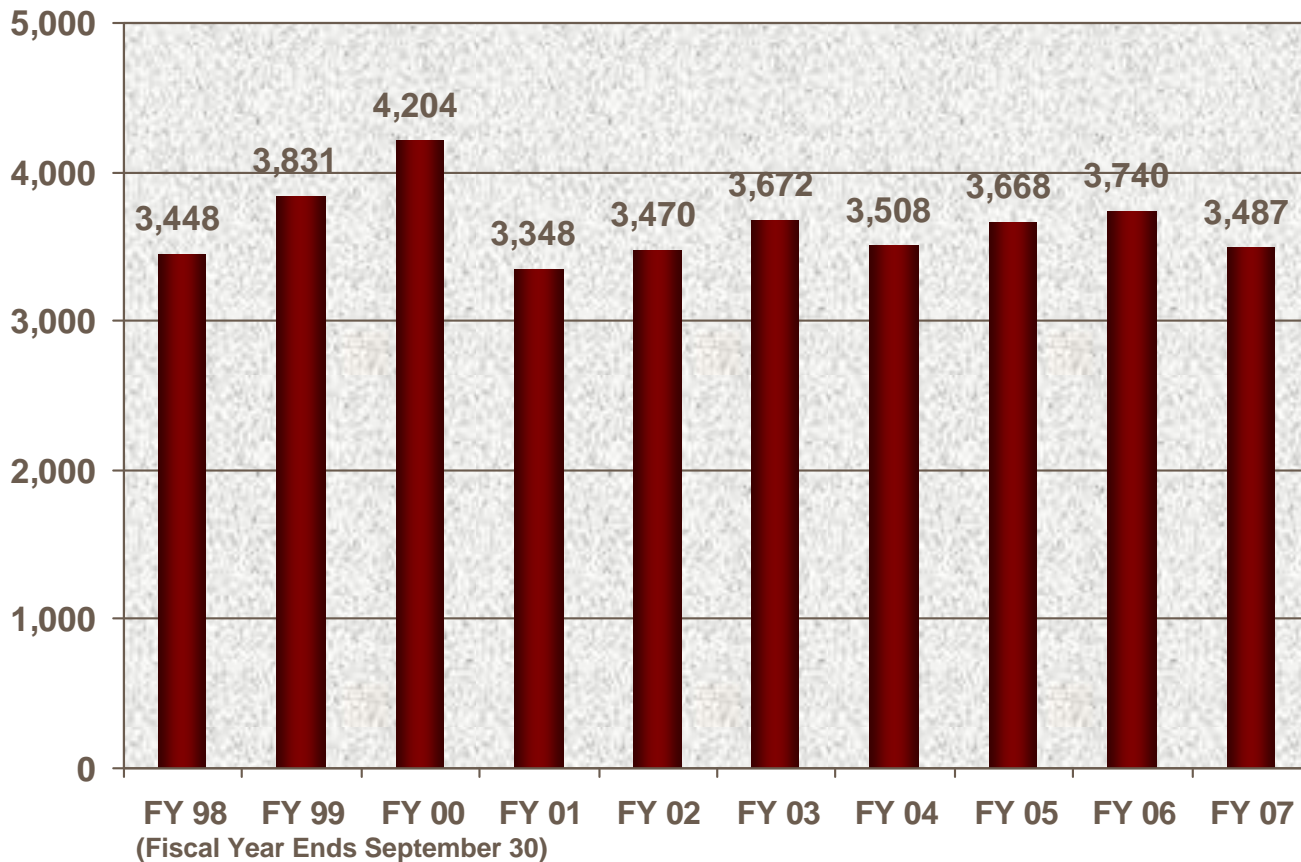
IP Cases Commenced in U.S. District Courts FY1998 - FY2007



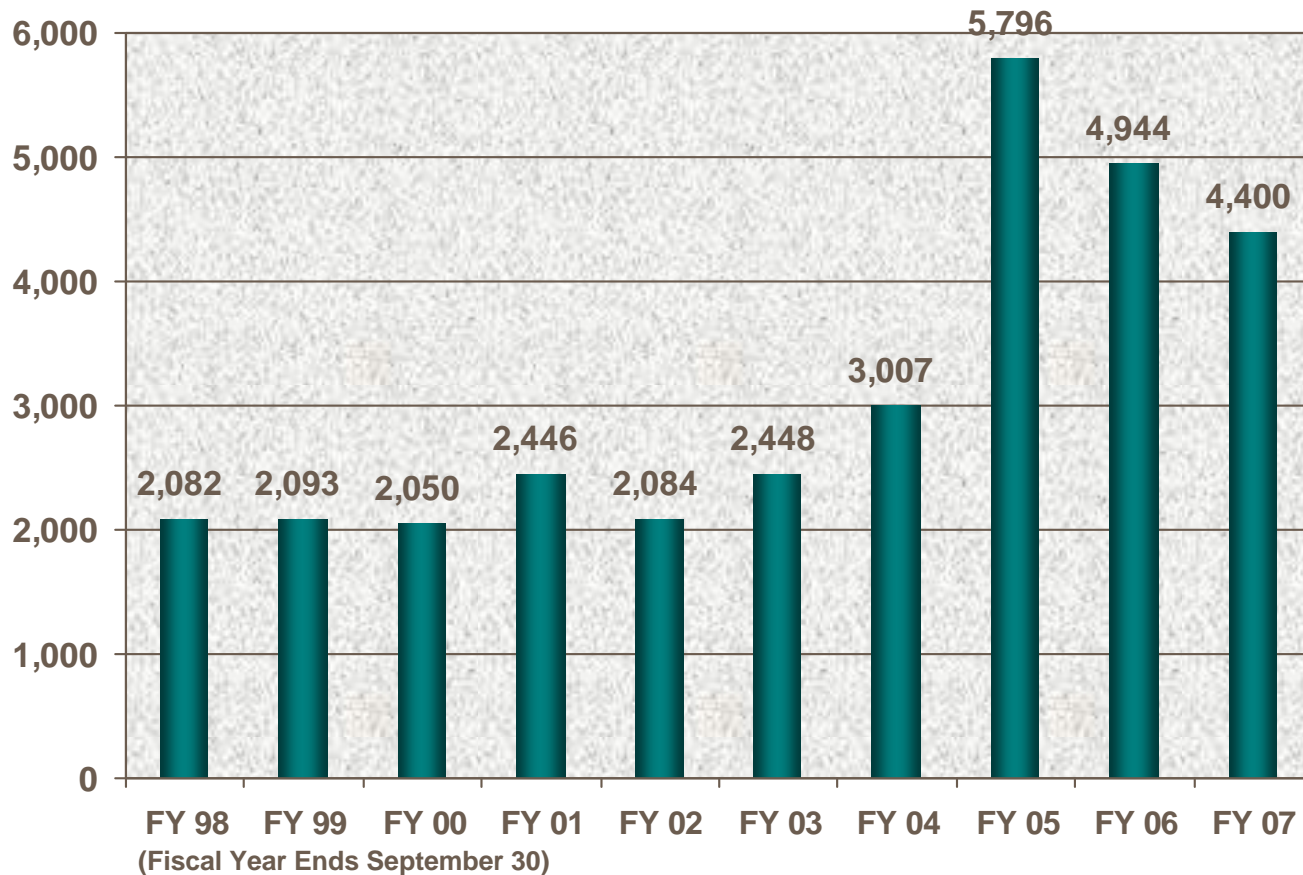
Patent Cases Commenced in U.S. District Courts FY1998 - FY2007



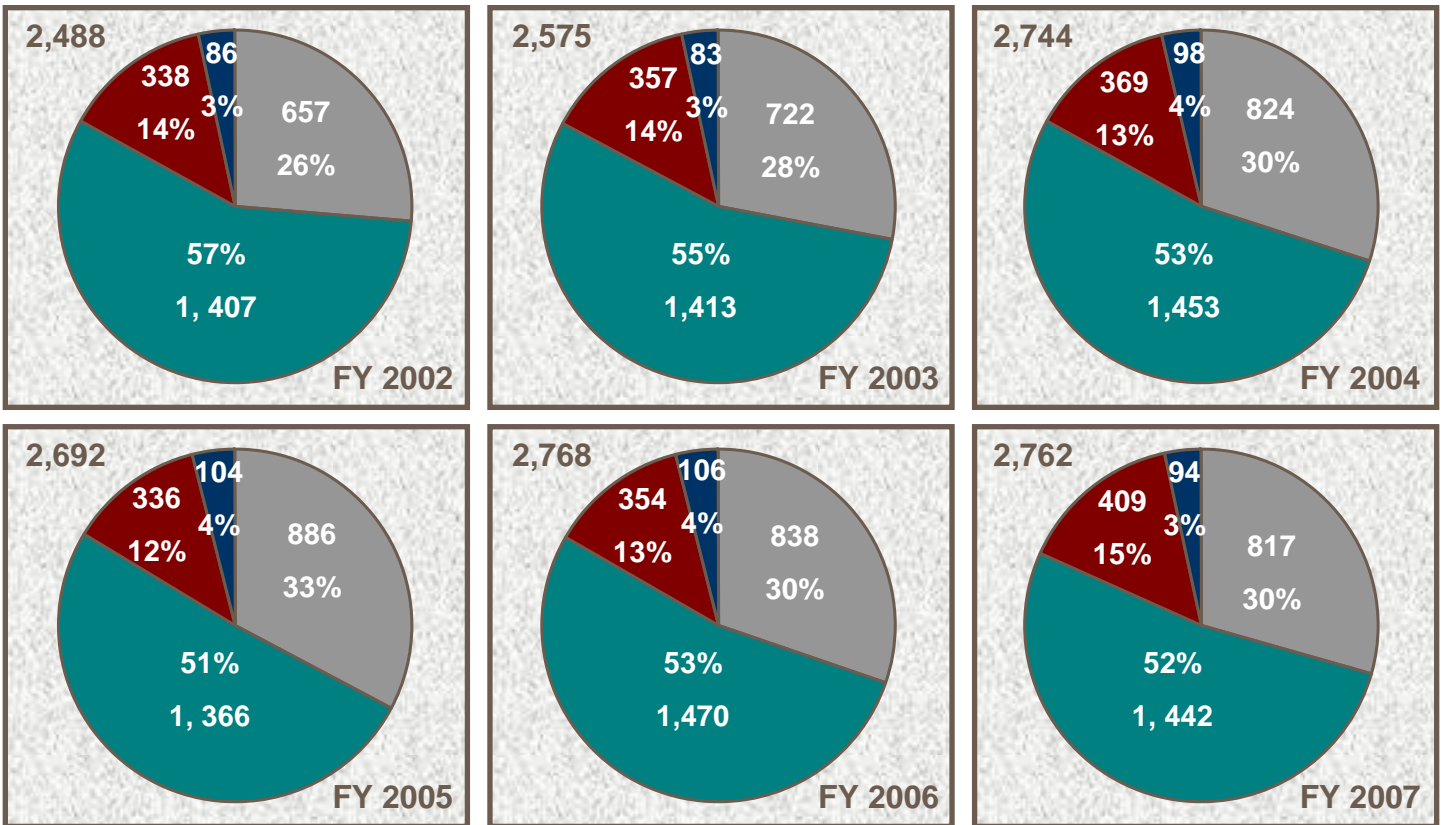
Trademark Cases Commenced in U.S. District Courts FY1998 - FY2007



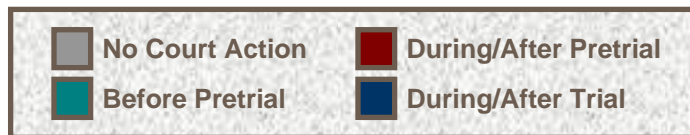
Copyright Cases Commenced in U.S. District Courts FY1998 - FY2007



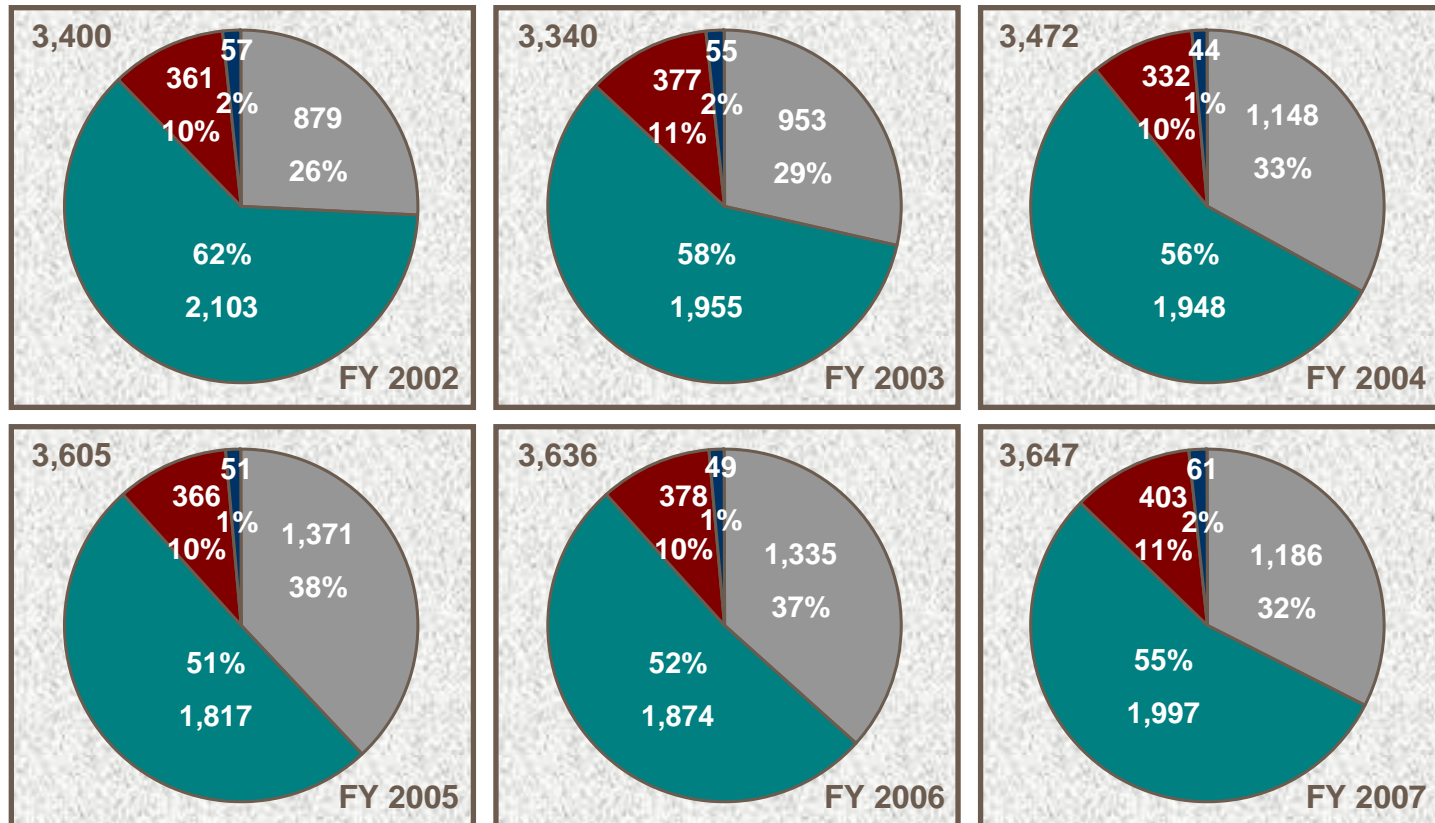
Completed Patent Cases in U.S. District Courts FY2002 - FY2007



(Fiscal Year Ends September 30)



Completed Trademark Cases in U.S. District Courts FY2002 - FY2007

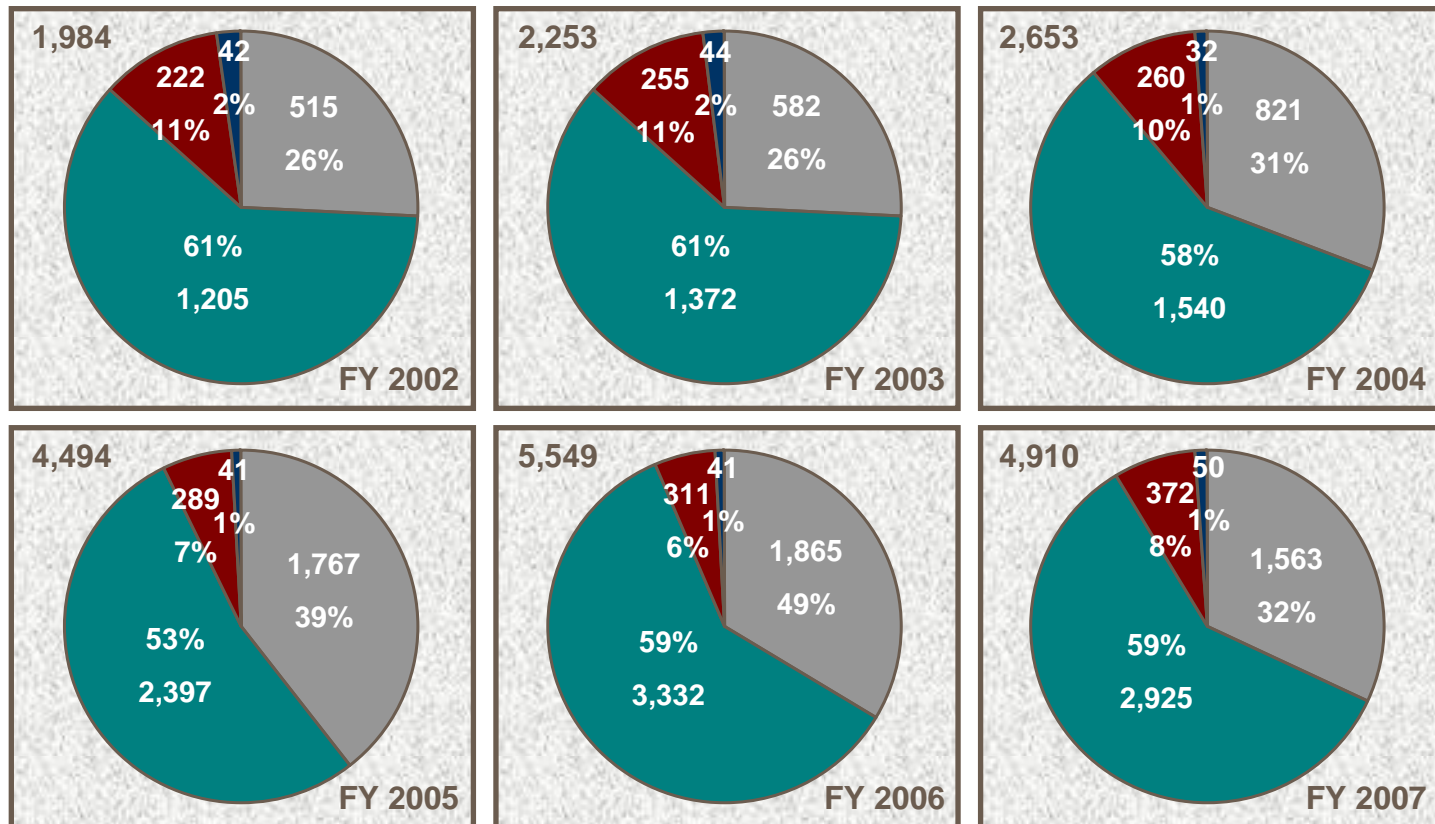


(Fiscal Year Ends September 30)

Source: Administrative Office of the U.S. Courts



Completed Copyright Cases in U.S. District Courts FY2002 - FY2007

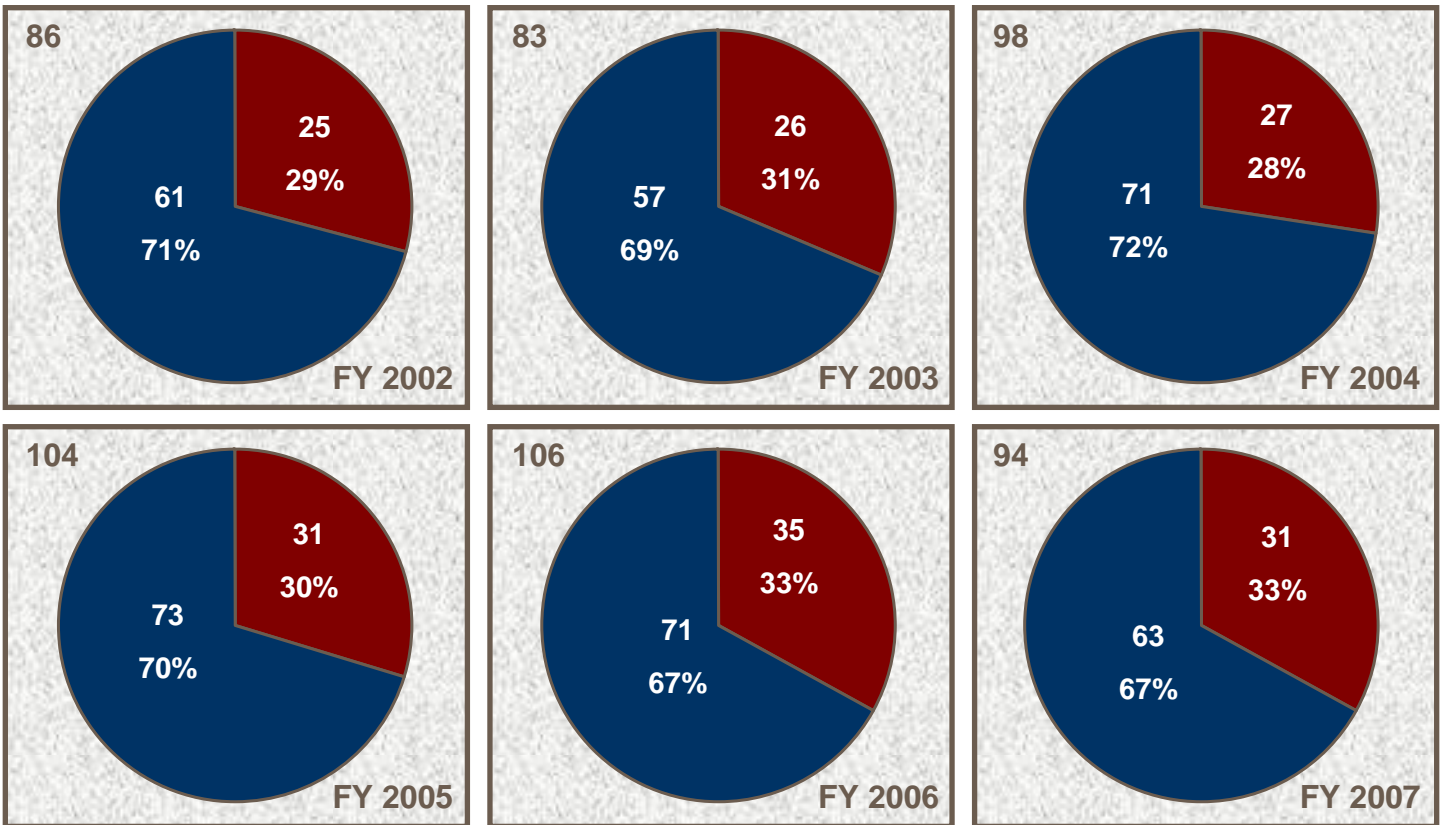


(Fiscal Year Ends September 30)



Source: Administrative Office of the U.S. Courts

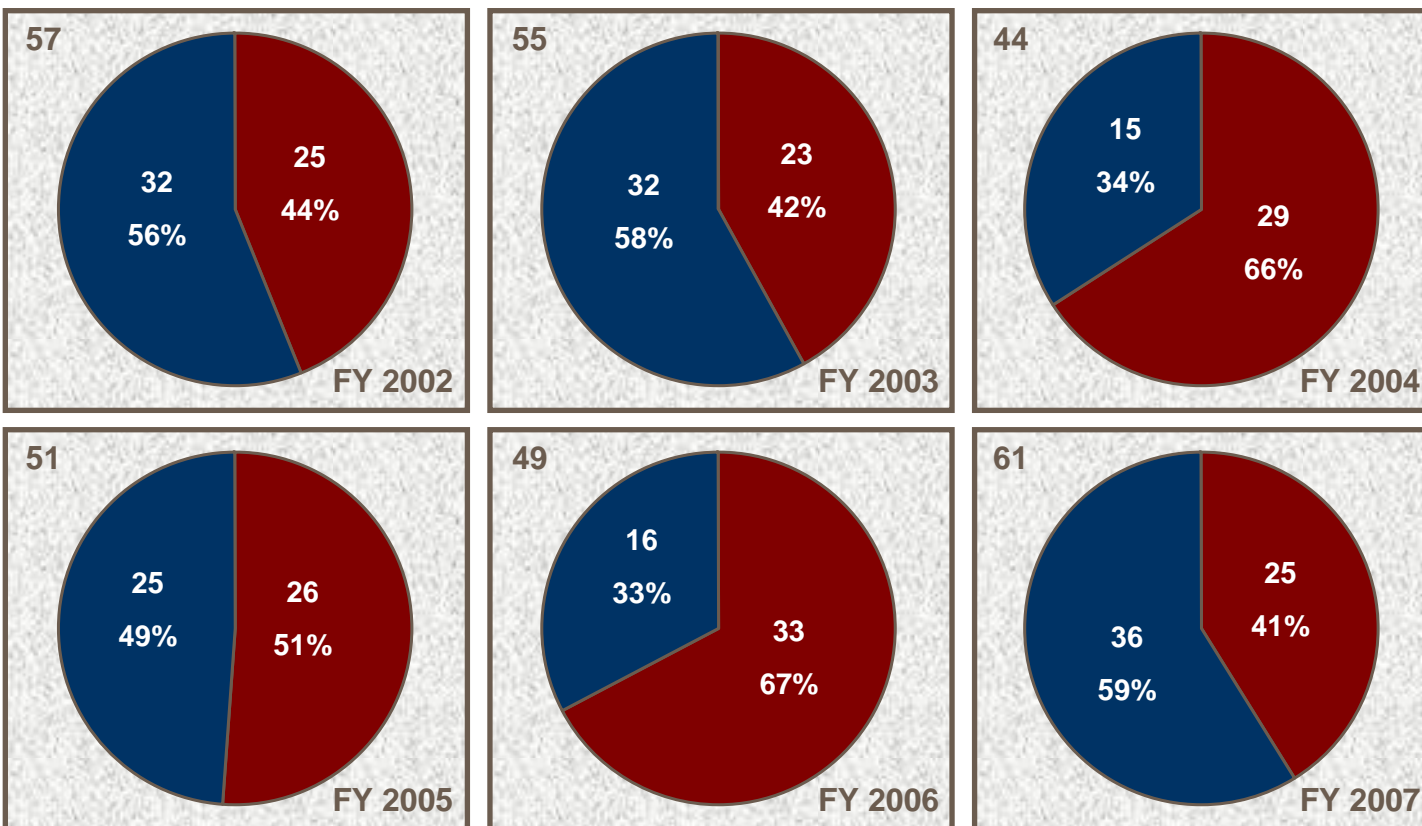
Patent Case Trials in U.S. District Courts FY2002 - FY2007



(Fiscal Year Ends September 30)



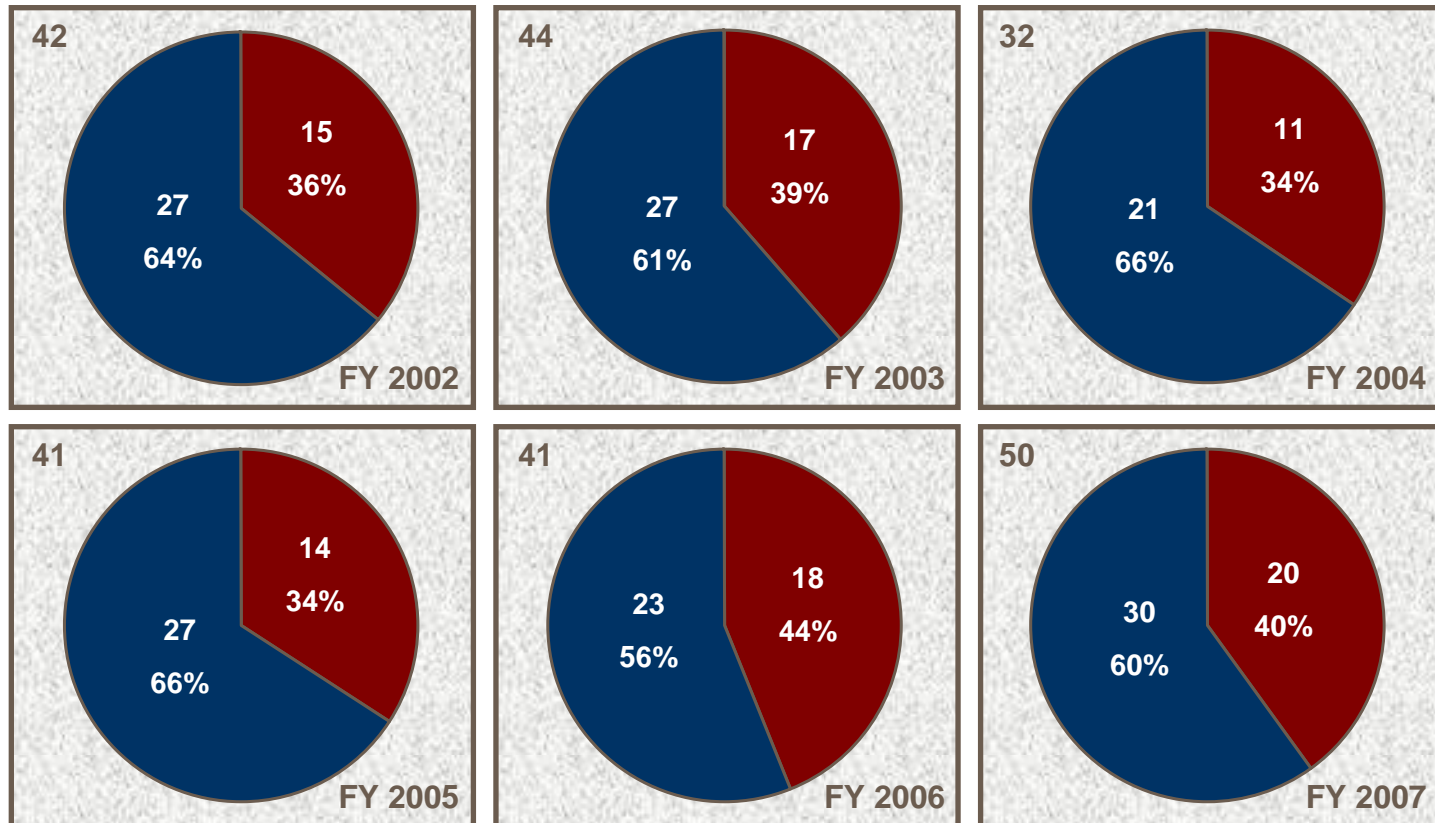
Trademark Case Trials in U.S. District Courts FY2002 - FY2007



(Fiscal Year Ends September 30)



Copyright Case Trials in U.S. District Courts FY2002 - FY2007



(Fiscal Year Ends September 30)



